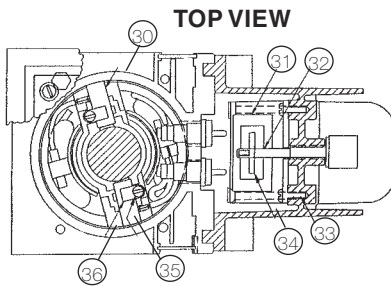
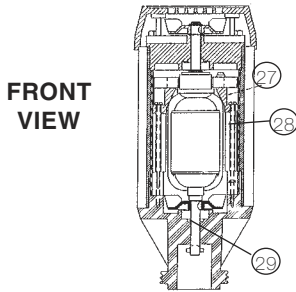
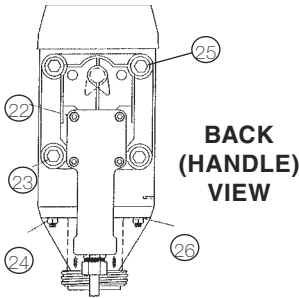
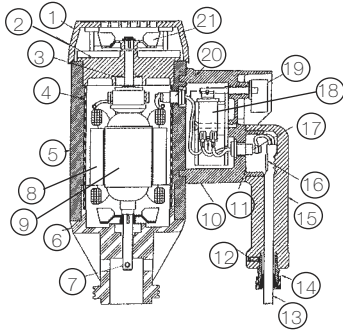
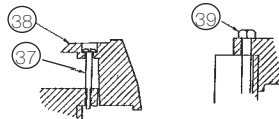


EXPLOSION-PROOF MOTOR SP-400-2 SERIES



ITEM NO.	DESCRIPTION	PART NUMBER
1	Fan cover	5013
2	Bearing cover	5004
3	Wave washer (2 required)	5050
4	Glass sleeve	5137
5	Motor housing	5007
6	Lower housing	5006
7	Motor coupling	8333
8	Stator 230V	3702
9	Armature 230V	5001
10	Switch housing	5008
11	Ground connector	8183-2
12	Set screw	5028
13	Cord without plug	8705-EXP
14	Strain relief	5046-1
15	Handle	5005
16	Cord clamp	5010
17	Pass through (4 required)	5036
18	Switch	8704LVR
19	On / Off knob	5017
20	Connector terminal	5222
21	Fan	5020
22	Switch handle screw (4 required)	5045
23	Switch housing screw (4 required)	5044
24	Motor bolt nut (8 required)	5043
25	Switch housing washer (4 required)	5049-03
26	Motor bolt washer (8 required)	5049-02
27	Brush holder	8508
28	Rod connector (2 required)	5015-04
29	Ball bearing (2 required)	5053
30	Carbon brush 220V (2 required)	8703
31	Switch bracket	5011
32	Switch actuator	5009
33	Switch bracket screw (2 required)	5015-01
34	Switch actuator pin	5016
35	Brush tab screw (2 required)	8508-1
36	Brush tab (2 required)	8508-2
37	Fan cover screw (4 required)	5015-02
38	Fan cover screw washer (4 required)	5049-01
39	Motor bolt (4 required)	5018-01



NOTE: Please consult factory for spare parts pricing.